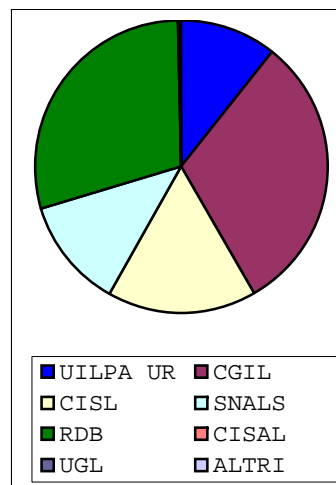
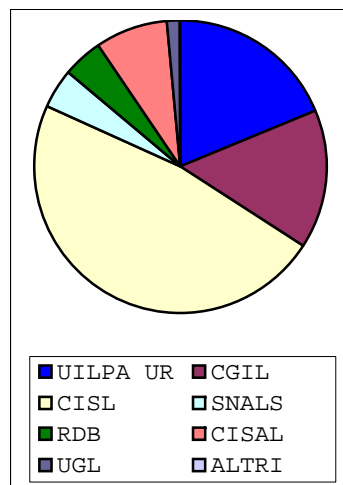
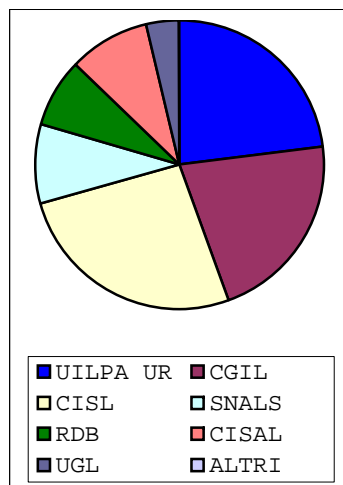
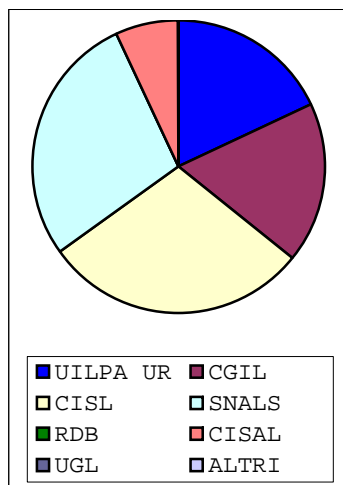
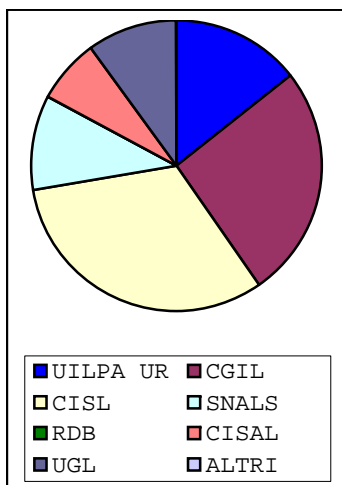


| | | | | | |
|--|----------------|-------------------|-----------------|-----------------|-----------------------|
| | ABRUZZO | BASILICATA | CALABRIA | CAMPANIA | EMILIA ROMAGNA |
|--|----------------|-------------------|-----------------|-----------------|-----------------------|

| | | | | | |
|-------------|------|-----|------|------|------|
| Av. Diritto | 1146 | 292 | 1081 | 8410 | 4610 |
| Votanti | 979 | 246 | 933 | 7311 | 3181 |
| Bianche | 18 | 6 | 11 | 48 | 45 |
| Nulle | 43 | 9 | 31 | 303 | 108 |

| | Voti | % | Seggi | Voti | % | Seggi | Voti | % | Seggi | Voti | % | Seggi | Voti | % | Seggi |
|-------------|------|--------|-------|------|--------|-------|------|--------|-------|------|--------|-------|------|--------|-------|
| Voti Validi | 918 | 93,77% | 21 | 231 | 93,90% | 6 | 891 | 95,50% | 18 | 6960 | 95,20% | 93 | 3028 | 95,19% | 54 |
| UILPA UR | 132 | 14,38% | 4 | 42 | 18,18% | 1 | 205 | 23,01% | 4 | 1305 | 18,75% | 17 | 324 | 10,70% | 6 |
| CGIL | 238 | 25,93% | 5 | 41 | 17,75% | 1 | 190 | 21,32% | 3 | 1070 | 15,37% | 17 | 938 | 30,98% | 16 |
| CISL | 293 | 31,92% | 7 | 67 | 29,00% | 2 | 233 | 26,15% | 5 | 3312 | 47,59% | 40 | 494 | 16,31% | 10 |
| SNALS | 98 | 10,68% | 2 | 65 | 28,14% | 2 | 81 | 9,09% | 2 | 311 | 4,47% | 5 | 375 | 12,38% | 6 |
| RDB | | | | | | | 68 | 7,63% | 2 | 306 | 4,40% | 4 | 885 | 29,23% | 16 |
| CISAL | 65 | 7,08% | 1 | 16 | 6,93% | = | 83 | 9,32% | 1 | 562 | 8,07% | 9 | | | |
| UGL | 92 | 10,02% | 2 | | | | 31 | 3,48% | 1 | 94 | 1,35% | 1 | 12 | 0,40% | = |
| ALTRI | | | | | | | | | | | | | | | |

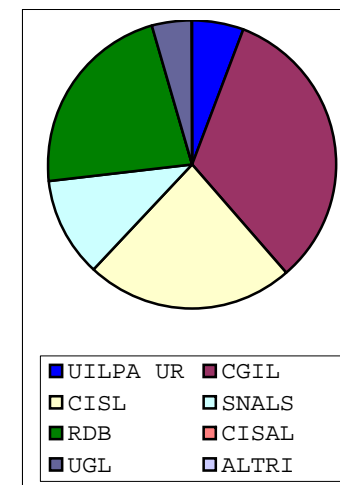
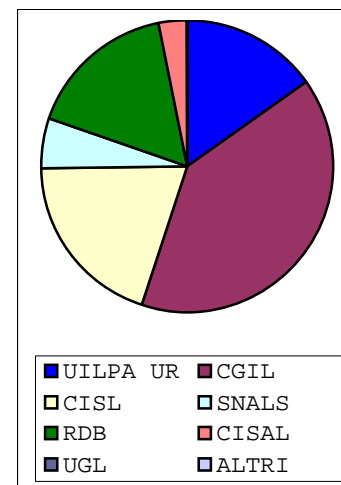
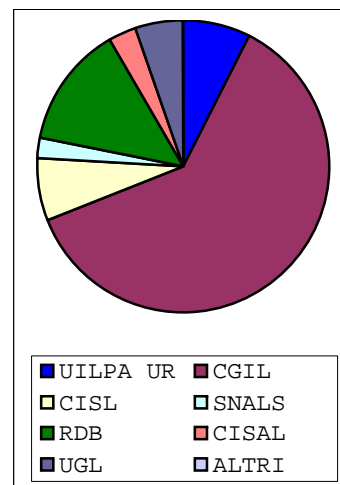
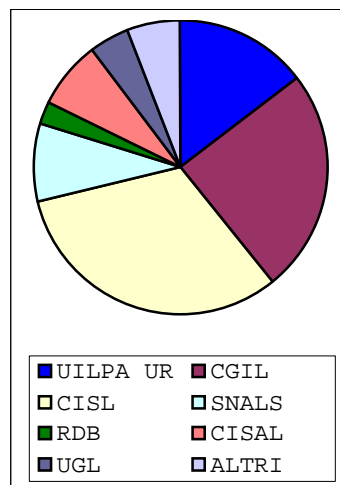
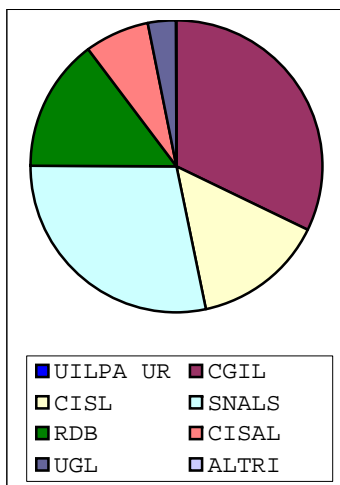


| | 2001 | 2004 | VARIAZ | 2001 | 2004 | VARIAZ | 2001 | 2004 | VARIAZ | 2001 | 2004 | VARIAZ | 2001 | 2004 | VARIAZ |
|------|-------|--------|--------|--------|--------|--------|--------|--------|--------|--------|--------|--------|--------|--------|--------|
| VOTI | 84 | 132 | +48 | 36 | 42 | +6 | 252 | 205 | -47 | 1111 | 1305 | +194 | 303 | 324 | +21 |
| % | 9,64% | 14,38% | +4,74% | 15,25% | 18,18% | +2,93% | 28,06% | 18,18% | -9,88% | 16,05% | 18,75% | +2,70% | 10,98% | 10,70% | -0,28% |

| | | | | |
|-----------------------|-------|---------|-----------|--------|
| FRIULI VENEZIA GIULIA | LAZIO | LIGURIA | LOMBARDIA | MARCHE |
|-----------------------|-------|---------|-----------|--------|

| | | | | | |
|-------------|------|------|------|------|------|
| Av. Diritto | 1638 | 7464 | 1321 | 4841 | 1048 |
| Votanti | 988 | 5361 | 847 | 3118 | 831 |
| Bianche | 13 | 43 | 12 | 20 | 26 |
| Nulle | 32 | 248 | 38 | 167 | 43 |

| | Voti | % | Seggi | Voti | % | Seggi | Voti | % | Seggi | Voti | % | Seggi | Voti | % | Seggi |
|-------------|------|--------|-------|------|--------|-------|------|--------|-------|------|--------|-------|------|--------|-------|
| Voti Validi | 943 | 95,45% | 21 | 5070 | 94,57% | 84 | 797 | 94,10% | 15 | 2901 | 93,04% | 66 | 764 | 91,94% | 21 |
| UILPA UR | | | | 743 | 14,65% | 13 | 60 | 7,53% | 1 | 442 | 15,24% | 9 | 44 | 5,76% | 1 |
| CGIL | 303 | 32,13% | 7 | 1246 | 24,58% | 21 | 489 | 61,36% | 9 | 1151 | 39,68% | 27 | 251 | 32,85% | 7 |
| CISL | 136 | 14,42% | 3 | 1614 | 31,83% | 26 | 55 | 6,90% | 1 | 576 | 19,86% | 13 | 179 | 23,43% | 4 |
| SNALS | 267 | 28,31% | 6 | 436 | 8,60% | 7 | 19 | 2,38% | = | 161 | 5,55% | 4 | 85 | 11,13% | 3 |
| RDB | 140 | 14,85% | 4 | 133 | 2,62% | 3 | 107 | 13,43% | 2 | 486 | 16,75% | 11 | 170 | 22,25% | 4 |
| CISAL | 67 | 7,10% | 1 | 380 | 7,50% | 7 | 24 | 3,01% | 1 | 85 | 2,93% | 2 | | | |
| UGL | 30 | 3,18% | = | 216 | 4,26% | 2 | 43 | 5,40% | 1 | | | | 35 | 4,58% | 2 |
| ALTRI | | | | 302 | 5,96% | 5 | | | | | | | | | |

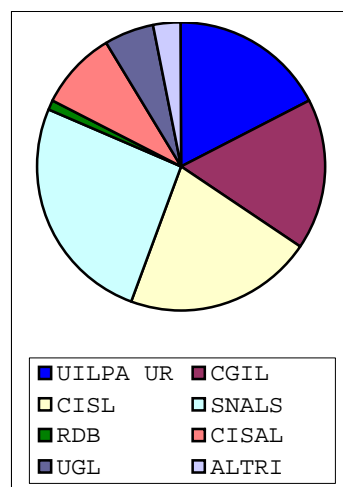
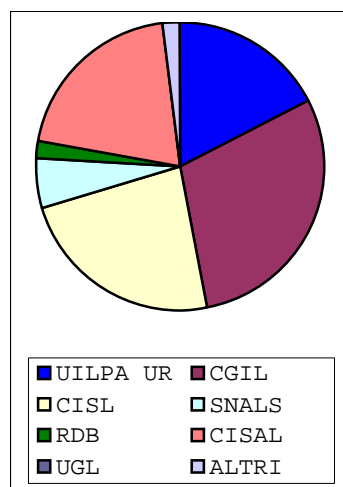
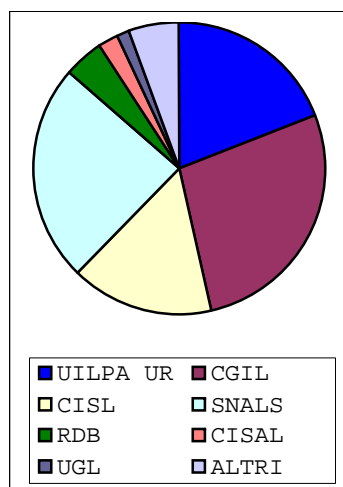
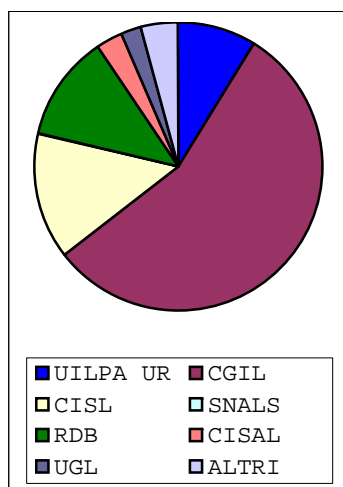
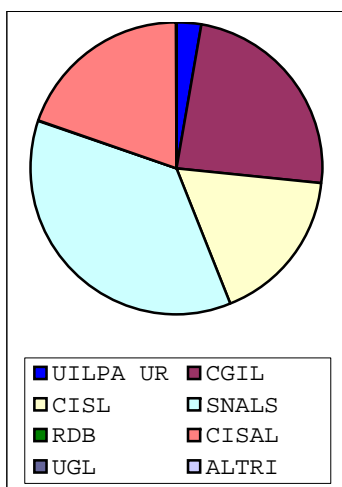


| | 2001 | 2004 | VARIAZ | 2001 | 2004 | VARIAZ | 2001 | 2004 | VARIAZ | 2001 | 2004 | VARIAZ | 2001 | 2004 | VARIAZ |
|------|-------|-------|--------|--------|--------|--------|-------|-------|--------|--------|--------|--------|-------|-------|--------|
| VOTI | 25 | 0 | -25 | 624 | 743 | +119 | 33 | 60 | +27 | 398 | 442 | +44 | 73 | 44 | -29 |
| % | 5,77% | 0,00% | -5,77% | 13,64% | 14,65% | +1,01% | 4,44% | 7,53% | +3,09% | 14,56% | 15,24% | +0,68% | 9,46% | 5,76% | -3,70% |

| | | | | | |
|--|---------------|-----------------|---------------|-----------------|----------------|
| | MOLISE | PIEMONTE | PUGLIA | SARDEGNA | SICILIA |
|--|---------------|-----------------|---------------|-----------------|----------------|

| | | | | | |
|-------------|-----|------|------|------|------|
| Av. Diritto | 230 | 2324 | 2824 | 1731 | 6784 |
| Votanti | 187 | 1662 | 2424 | 1383 | 5653 |
| Bianche | 3 | 7 | 21 | 14 | 70 |
| Nulle | 11 | 103 | 80 | 51 | 242 |

| | Voti | % | Seggi | Voti | % | Seggi | Voti | % | Seggi | Voti | % | Seggi | Voti | % | Seggi |
|-------------|------|--------|-------|------|--------|-------|------|--------|-------|------|--------|-------|------|--------|-------|
| Voti Validi | 173 | 92,51% | 6 | 1552 | 93,38% | 33 | 2323 | 95,83% | 36 | 1318 | 95,30% | 24 | 5341 | 94,48% | 75 |
| UILPA UR | 5 | 2,89% | = | 139 | 8,96% | 3 | 445 | 19,16% | 6 | 230 | 17,45% | 5 | 935 | 17,51% | 13 |
| CGIL | 41 | 23,70% | 2 | 861 | 55,48% | 17 | 630 | 27,12% | 10 | 388 | 29,44% | 7 | 907 | 16,98% | 13 |
| CISL | 30 | 17,34% | 1 | 219 | 14,11% | 4 | 371 | 15,97% | 5 | 309 | 23,44% | 5 | 1124 | 21,04% | 16 |
| SNALS | 63 | 36,42% | 2 | | | | 558 | 24,02% | 10 | 72 | 5,46% | 1 | 1378 | 25,80% | 19 |
| RDB | | | | 185 | 11,92% | 5 | 108 | 4,65% | 2 | 27 | 2,05% | 1 | 56 | 1,05% | 1 |
| CISAL | 34 | 19,65% | 1 | 49 | 3,16% | 2 | 52 | 2,24% | 1 | 268 | 20,33% | 5 | 477 | 8,93% | 7 |
| UGL | | | | 36 | 2,32% | 1 | 28 | 1,21% | = | | | | 294 | 5,50% | 4 |
| ALTRI | | | | 63 | 4,06% | 1 | 131 | 5,64% | 2 | 24 | 1,82% | = | 170 | 3,18% | 2 |



| | 2001 | 2004 | VARIAZ | 2001 | 2004 | VARIAZ | 2001 | 2004 | VARIAZ | 2001 | 2004 | VARIAZ | 2001 | 2004 | VARIAZ |
|------|-------|-------|--------|-------|-------|--------|--------|--------|--------|-------|--------|--------|--------|--------|--------|
| VOTI | 0 | 5 | +5 | 88 | 139 | +51 | 441 | 445 | +4 | 132 | 230 | +98 | 1102 | 935 | -167 |
| % | 0,00% | 2,89% | +2,89% | 5,54% | 8,96% | +3,42% | 23,00% | 19,16% | -3,84% | 9,73% | 17,45% | +7,72% | 20,97% | 17,51% | -3,46% |

TOSCANA

TRENTINO ALTO ADIGE

UMBRIA

VENETO

ITALIA

| |
|-------------|
| Av. Diritto |
| Votanti |
| Bianche |
| Nulle |

| |
|------|
| 4587 |
| 3030 |
| 44 |
| 151 |

| |
|-----|
| 474 |
| 320 |
| 4 |
| 7 |

| |
|------|
| 1395 |
| 1087 |
| 17 |
| 41 |

| |
|------|
| 3002 |
| 2116 |
| 31 |
| 84 |

| |
|-------|
| 55202 |
| 41657 |
| 483 |
| 1792 |

| |
|-------------|
| Voti Validi |
| UILPA UR |
| CGIL |
| CISL |
| SNALS |
| RDB |
| CISAL |
| UGL |
| ALTRI |

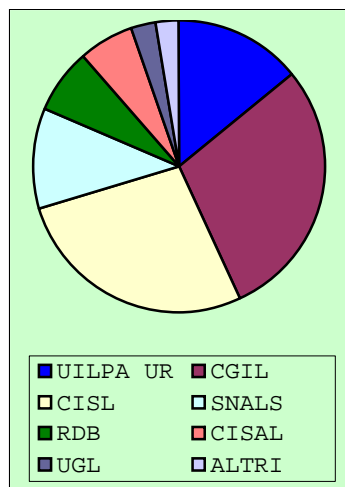
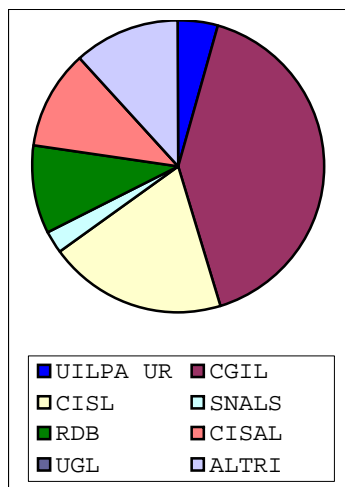
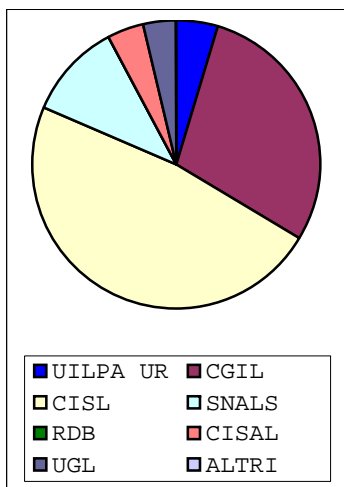
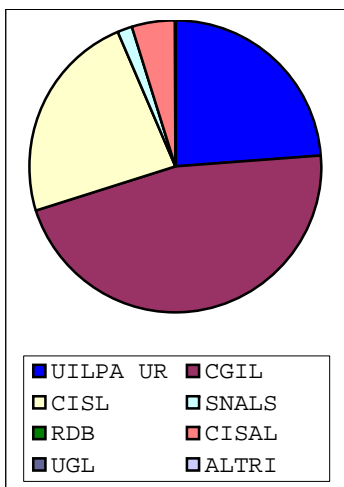
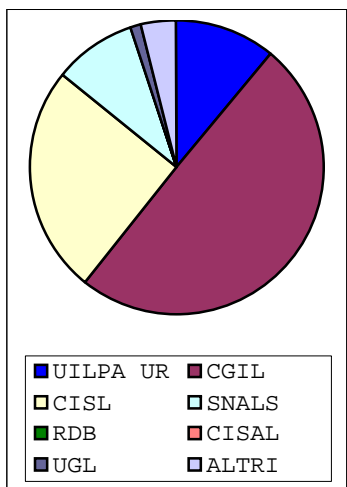
| Voti | % | Seggi |
|------|--------|-------|
| 2835 | 93,56% | 60 |
| 314 | 11,08% | 8 |
| 1402 | 49,45% | 28 |
| 721 | 25,43% | 15 |
| 254 | 8,96% | 4 |
| | | |
| | | |
| 32 | 1,13% | 1 |
| 112 | 3,95% | 4 |

| Voti | % | Seggi |
|------|--------|-------|
| 309 | 96,56% | 6 |
| 74 | 23,95% | 2 |
| 142 | 45,95% | 3 |
| 73 | 23,62% | 1 |
| 5 | 1,62% | = |
| | | |
| 15 | 4,85% | = |
| | | |
| | | |
| | | |

| Voti | % | Seggi |
|------|--------|-------|
| 1029 | 94,66% | 18 |
| 48 | 4,66% | 1 |
| 298 | 28,96% | 5 |
| 491 | 47,72% | 8 |
| 112 | 10,88% | 2 |
| | | |
| | | |
| 44 | 4,28% | 1 |
| 36 | 3,50% | 1 |
| | | |
| | | |

| Voti | % | Seggi |
|------|--------|-------|
| 2001 | 94,57% | 52 |
| 90 | 4,50% | 2 |
| 814 | 40,68% | 16 |
| 398 | 19,89% | 21 |
| 49 | 2,45% | 1 |
| 195 | 9,75% | 3 |
| 224 | 11,19% | 4 |
| | | |
| | | |
| 231 | 11,54% | 5 |

| Voti | % | Seggi |
|-------|--------|-------|
| 39384 | 94,54% | 709 |
| 5577 | 14,16% | 96 |
| 11400 | 28,95% | 214 |
| 10695 | 25,67% | 187 |
| 4389 | 11,14% | 77 |
| 2866 | 7,28% | 58 |
| 2360 | 5,99% | 41 |
| 1064 | 2,70% | 17 |
| 1033 | 2,62% | 19 |



| |
|------|
| VOTI |
| % |

| 2001 | 2004 | VARIAZ |
|--------|--------|--------|
| 290 | 314 | +24 |
| 10,26% | 11,08% | +0,82% |

| 2001 | 2004 | VARIAZ |
|--------|--------|--------|
| 72 | 74 | +2 |
| 23,08% | 23,95% | +0,87% |

| 2001 | 2004 | VARIAZ |
|-------|-------|--------|
| 86 | 48 | -38 |
| 7,62% | 4,66% | -2,96% |

| 2001 | 2004 | VARIAZ |
|-------|-------|--------|
| 154 | 90 | -64 |
| 7,93% | 4,50% | -3,43% |

| 2001 | 2004 | VARIAZ |
|--------|--------|--------|
| 5324 | 5577 | +253 |
| 14,04% | 14,16% | +0,12% |