

| CASSINO |
|-------------------------|
| UNIVERSITA' DEGLI STUDI |

| ROMA |
|--|
| ISTITUTO UNIVERSITARIO SCIENZE MOTORIE |

| ROMA |
|-------------------------------------|
| UNIVERSITA' DEGLI STUDI LA SAPIENZA |

| ROMA |
|----------------------------------|
| UNIVERSITA' DEGLI STUDI ROMA III |

| ROMA |
|-------------------------------------|
| UNIVERSITA' DEGLI STUDI TOR VERGATA |

| |
|-------------|
| Av. Diritto |
| Votanti |
| Bianche |
| Nulle |

| |
|-----|
| 330 |
| 296 |
| 3 |
| 8 |

| |
|----|
| 88 |
| 71 |
| 0 |
| 3 |

| |
|------|
| 5295 |
| 3738 |
| 25 |
| 165 |

| |
|-----|
| 547 |
| 397 |
| 4 |
| 35 |

| |
|-----|
| 882 |
| 581 |
| 8 |
| 26 |

| Voti Validi |
|-------------|
| UILPA UR |
| CGIL |
| CISL |
| SNALS |
| RDB |
| CISAL |
| UGL |
| ALTRI |

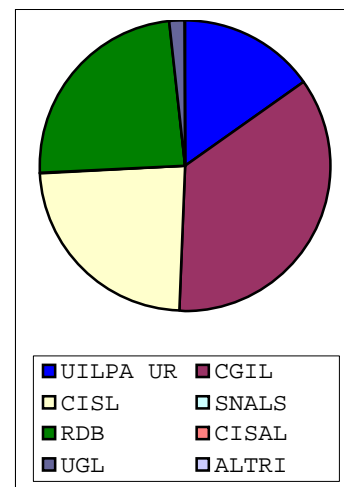
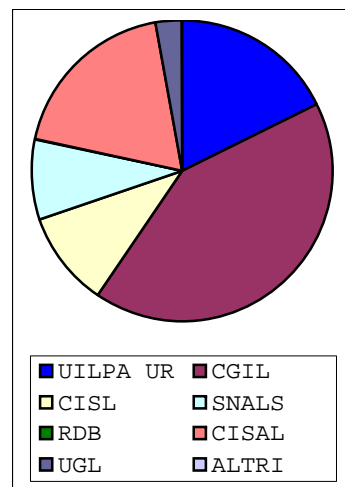
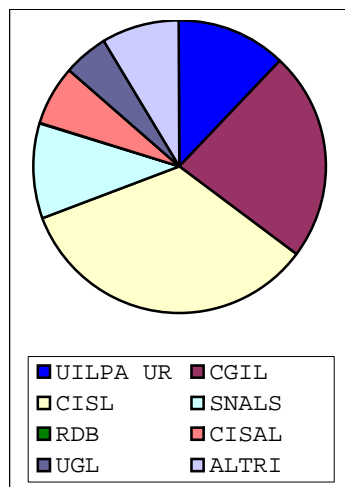
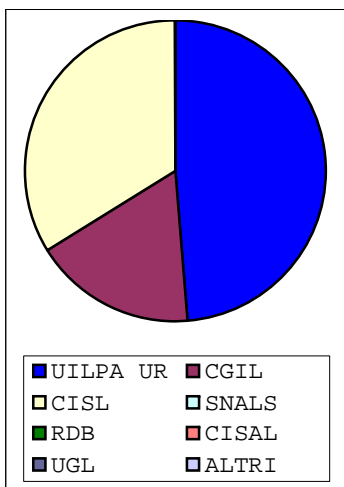
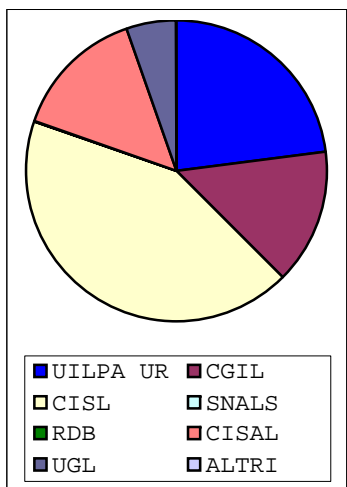
| Voti | % | Seggi |
|------|--------|-------|
| 285 | 96,28% | 6 |
| 66 | 23,16% | 1 |
| 41 | 14,39% | 1 |
| 122 | 42,81% | 3 |
| | | |
| | | |
| 41 | 14,39% | 1 |
| 15 | 5,26% | = |
| | | |

| Voti | % | Seggi |
|------|--------|-------|
| 68 | 95,77% | 3 |
| 33 | 48,53% | 1 |
| 12 | 17,65% | 1 |
| 23 | 33,82% | 1 |
| | | |
| | | |
| | | |
| | | |
| | | |

| Voti | % | Seggi |
|------|--------|-------|
| 3548 | 94,92% | 48 |
| 429 | 12,09% | 6 |
| 820 | 23,11% | 11 |
| 1205 | 33,96% | 16 |
| 373 | 10,51% | 5 |
| | | |
| | | |
| 237 | 6,68% | 3 |
| 182 | 5,13% | 2 |
| 302 | 8,51% | 5 |

| Voti | % | Seggi |
|------|--------|-------|
| 358 | 90,18% | 9 |
| 64 | 17,88% | 2 |
| 149 | 41,62% | 3 |
| 37 | 10,34% | 1 |
| 30 | 8,38% | 1 |
| | | |
| | | |
| 68 | 18,99% | 2 |
| 10 | 2,79% | = |
| | | |

| Voti | % | Seggi |
|------|--------|-------|
| 547 | 94,15% | 12 |
| 83 | 15,17% | 2 |
| 193 | 35,28% | 4 |
| 129 | 23,58% | 3 |
| | | |
| | | |
| 133 | 24,31% | 3 |
| | | |
| 9 | 1,65% | = |
| | | |



| VOTI |
|------|
| % |

| 2001 | 2004 | VARIAZ |
|--------|--------|--------|
| 68 | 66 | -2 |
| 26,56% | 23,16% | -3,40% |

| 2001 | 2004 | VARIAZ |
|--------|--------|--------|
| 42 | 33 | -9 |
| 50,60% | 48,53% | -2,07% |

| 2001 | 2004 | VARIAZ |
|--------|--------|--------|
| 388 | 429 | +41 |
| 12,53% | 12,09% | -0,44% |

| 2001 | 2004 | VARIAZ |
|--------|--------|--------|
| 40 | 64 | +24 |
| 11,90% | 17,88% | +5,98% |

| 2001 | 2004 | VARIAZ |
|--------|--------|--------|
| 66 | 83 | +17 |
| 12,13% | 15,17% | +3,04% |

| |
|---|
| VITERBO |
| UNIVERSITA' DEGLI STUDI DELLA TUSCIA |

| |
|--------------|
| LAZIO |
|--------------|

| |
|-------------|
| Av. Diritto |
| Votanti |
| Bianche |
| Nulle |

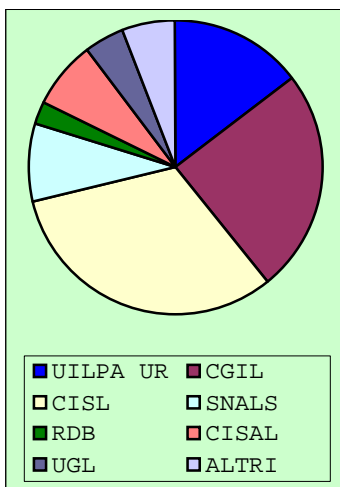
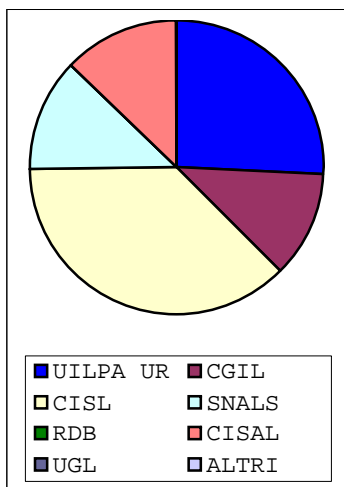
| |
|-----|
| 322 |
| 278 |
| 3 |
| 11 |

| |
|------|
| 7464 |
| 5361 |
| 43 |
| 248 |

| |
|-------------|
| Voti Validi |
| UILPA UR |
| CGIL |
| CISL |
| SNALS |
| RDB |
| CISAL |
| UGL |
| ALTRI |

| Voti | % | Seggi |
|------|--------|-------|
| 264 | 94,96% | 6 |
| 68 | 25,76% | 1 |
| 31 | 11,74% | 1 |
| 98 | 37,12% | 2 |
| 33 | 12,50% | 1 |
| | | |
| 34 | 12,88% | 1 |
| | | |
| | | |

| Voti | % | Seggi |
|------|--------|-------|
| 5070 | 94,57% | 84 |
| 743 | 14,65% | 13 |
| 1246 | 24,58% | 21 |
| 1614 | 31,83% | 26 |
| 436 | 8,60% | 7 |
| 133 | 2,62% | 3 |
| 380 | 7,50% | 7 |
| 216 | 4,26% | 2 |
| 302 | 5,96% | 5 |



| |
|------|
| VOTI |
| % |

| 2001 | 2004 | VARIAZ |
|-------|--------|---------|
| 20 | 68 | +48 |
| 7,69% | 25,76% | +18,07% |

| 2001 | 2004 | VARIAZ |
|--------|--------|--------|
| 624 | 743 | +119 |
| 13,64% | 14,65% | +1,01% |