

<b>BARI</b>
POLITECNICO

<b>BARI</b>
UNIVERSITA' DEGLI STUDI

<b>FOGGIA</b>
UNIVERSITA' DEGLI STUDI

<b>LECCE</b>
UNIVERSITA' DEGLI STUDI

<b>PUGLIA</b>
---------------

Av. Diritto
Votanti
Bianche
Nulle

330
307
7
9

1831
1601
9
53

185
170
0
1

478
346
5
17

2824
2424
21
80

Voti Validi
UILPA UR
CGIL
CISL
SNALS
RDB
CISAL
UGL
ALTRI

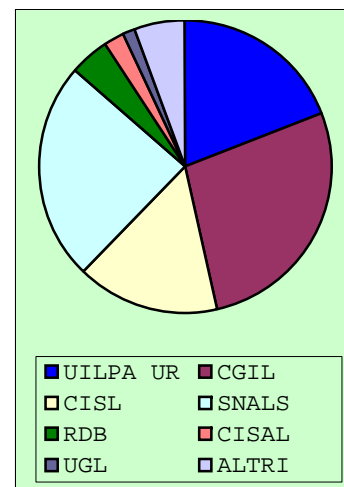
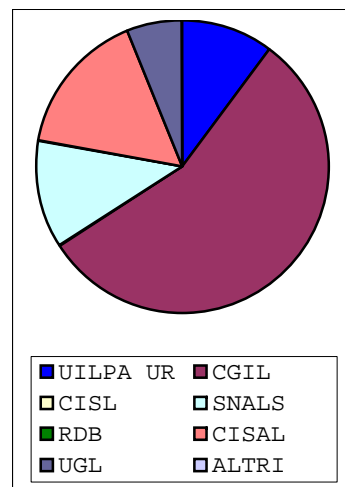
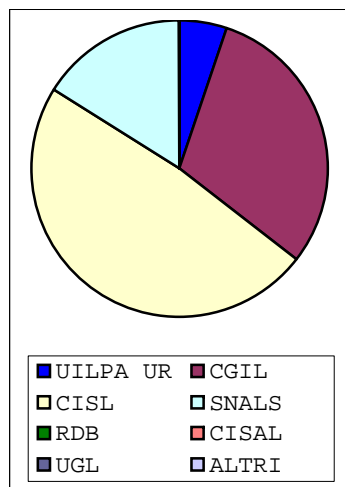
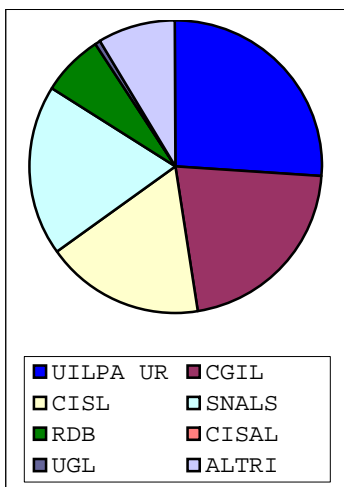
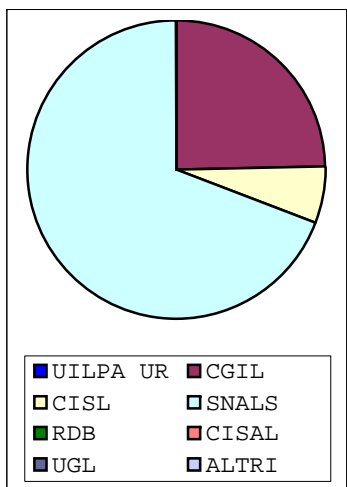
Voti	%	Seggi
291	94,79%	6
72	24,74%	2
18	6,19%	=
201	69,07%	4

Voti	%	Seggi
1539	96,13%	21
403	26,19%	5
327	21,25%	4
271	17,61%	4
291	18,91%	4
108	7,02%	2
8	0,52%	=
131	8,51%	2

Voti	%	Seggi
169	99,41%	3
9	5,33%	=
51	30,18%	1
82	48,52%	1
27	15,98%	1

Voti	%	Seggi
324	93,64%	6
33	10,19%	1
180	55,56%	3
39	12,04%	1
52	16,05%	1
20	6,17%	=

Voti	%	Seggi
2323	95,83%	36
445	19,16%	6
630	27,12%	10
371	15,97%	5
558	24,02%	10
108	4,65%	2
52	2,24%	1
28	1,21%	=
131	5,64%	2



VOTI
%

2001	2004	VARIAZ
0	0	+0
0,00%	0,00%	+0,00%

2001	2004	VARIAZ
428	403	-25
26,90%	26,19%	-0,71%

2001	2004	VARIAZ
0	9	+9
0,00%	5,33%	+5,33%

2001	2004	VARIAZ
13	33	+20
3,99%	10,19%	+6,20%

2001	2004	VARIAZ
441	445	+4
23,00%	19,16%	-3,84%