

| CATANIA                 |
|-------------------------|
| UNIVERSITA' DEGLI STUDI |

| MESSINA                 |
|-------------------------|
| UNIVERSITA' DEGLI STUDI |

| PALERMO                 |
|-------------------------|
| UNIVERSITA' DEGLI STUDI |

| SICILIA |
|---------|
|---------|

|             |
|-------------|
| Av. Diritto |
| Votanti     |
| Bianche     |
| Nulle       |

|      |
|------|
| 1699 |
| 1356 |
| 17   |
| 65   |

|      |
|------|
| 2649 |
| 2285 |
| 31   |
| 70   |

|      |
|------|
| 2436 |
| 2012 |
| 22   |
| 107  |

|      |
|------|
| 6784 |
| 5653 |
| 70   |
| 242  |

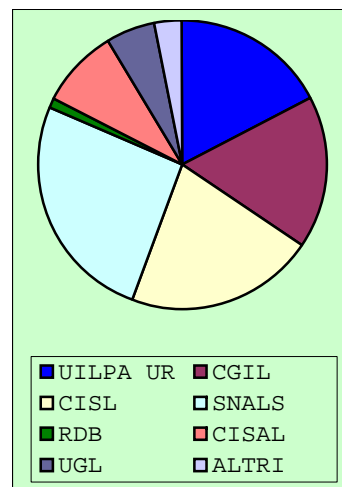
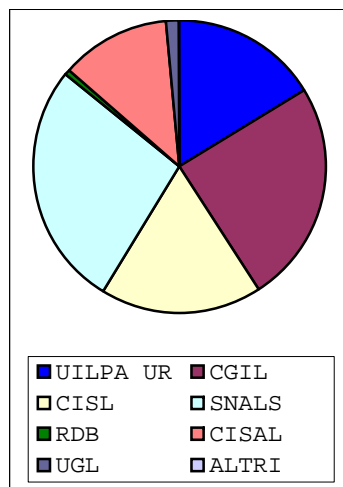
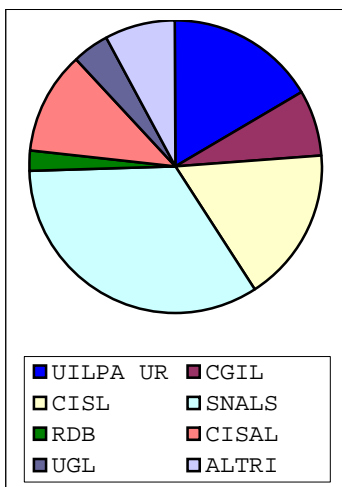
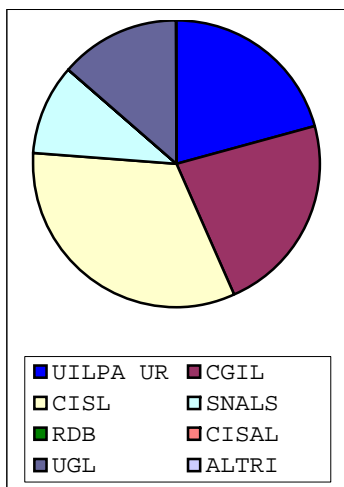
| Voti Validi |
|-------------|
| UILPA UR    |
| CGIL        |
| CISL        |
| SNALS       |
| RDB         |
| CISAL       |
| UGL         |
| ALTRI       |

| Voti | %      | Seggi |
|------|--------|-------|
| 1274 | 93,95% | 18    |
| 265  | 20,80% | 4     |
| 288  | 22,61% | 4     |
| 418  | 32,81% | 6     |
| 128  | 10,05% | 2     |
|      |        |       |
|      |        |       |
| 175  | 13,74% | 2     |
|      |        |       |

| Voti | %      | Seggi |
|------|--------|-------|
| 2184 | 95,58% | 30    |
| 364  | 16,67% | 5     |
| 157  | 7,19%  | 2     |
| 368  | 16,85% | 5     |
| 738  | 33,79% | 10    |
| 47   | 2,15%  | 1     |
| 249  | 11,40% | 4     |
| 91   | 4,17%  | 1     |
| 170  | 7,78%  | 2     |

| Voti | %      | Seggi |
|------|--------|-------|
| 1883 | 93,59% | 27    |
| 306  | 16,25% | 4     |
| 462  | 24,54% | 7     |
| 338  | 17,95% | 5     |
| 512  | 27,19% | 7     |
| 9    | 0,48%  | =     |
| 228  | 12,11% | 3     |
| 28   | 1,49%  | 1     |

| Voti | %      | Seggi |
|------|--------|-------|
| 5341 | 94,48% | 75    |
| 935  | 17,51% | 13    |
| 907  | 16,98% | 13    |
| 1124 | 21,04% | 16    |
| 1378 | 25,80% | 19    |
| 56   | 1,05%  | 1     |
| 477  | 8,93%  | 7     |
| 294  | 5,50%  | 4     |
| 170  | 3,18%  | 2     |



| VOTI |
|------|
| %    |

| 2001   | 2004   | VARIAZ  |
|--------|--------|---------|
| 478    | 265    | -213    |
| 35,81% | 20,80% | -15,01% |

| 2001   | 2004   | VARIAZ |
|--------|--------|--------|
| 392    | 364    | -28    |
| 18,62% | 16,67% | -1,95% |

| 2001   | 2004   | VARIAZ |
|--------|--------|--------|
| 232    | 306    | +74    |
| 12,79% | 16,25% | +3,46% |

| 2001   | 2004   | VARIAZ |
|--------|--------|--------|
| 1102   | 935    | -167   |
| 20,97% | 17,51% | -3,46% |